

Composite Fire Extinguisher P50-F Class



FOAM





P50-F Class Ecodare F Foam



The formulation of the chemical in this F Class extinguisher is based on nitrogenated derivatives and ammonium salts of phosphoric acid and hydrocarbon and fluorinated surfactants in aqueous solution. The extinguisher medium forms a seal on the surface preventing re-ignition.

It is suitable to be used on Class F (cooking oil) fires.

Features

- Manufactured in Great Britain 
- 10 year operational corrosion guarantee
- 10 year quality assurance on material defects and workmanship
- 20 year life cycle
- No service contract required
- Requires only one manufacturer overhaul at 10 years
- A yearly visual maintenance inspection, checking indicators with the magnet
- Recyclable 
- Super strength Aramid (Kevlar®) type material yarn
- Lightweight for ease of operation
- Kitemark, PED and EN3 approved
- Manufacturer ensures safe disposal of contents when required
- UV protection of the outer casing
- QA laser serial number on outer casing
- Operating valve - nickel plated brass
- World recognised patented design
- Main approvals and certifications as below

EN3



TECHNICAL SPECIFICATION

Model	Capacity (Litres)	Fire Rating	Full Weight (Kgs)	Temp Range	Operating Pressure (Bar) @ 20°C	Discharge Duration (Secs)	Discharge Range (M)	Diameter (mm)	Height (mm)
P50FC	6	43A/233B	9.08	+5° to + 60°C	9	35	Not avail	178	570

SPECIFICATIONS

Operating Pressure @ 20°C	9bar
Test Pressure (PT)	22bar
Maximum Allowable Pressure (PS)	15.38bar
Minimum Burst Pressure	55bar
Cylinder Material	HDPE with Aramid Winding (Kevlar®)
Operating Head Material	Brass C3771 - Nickel Plated
Hose and Aspirated Nozzle	Hose - EPDM Synthetic Rubber
F Class Media	Ecodare F Premix

COMPONENT PARTS

Item	Description	Part No.
A	Headcap Assembly	P50-HC-ASS
B	Hose Assembly and Aspirated Nozzle	P50-HO-ASS
C	Oetiker Clip	BRO540 & 541
D	Transport Bracket and Strap	P50-TB6
E	F-Class Nozzle	FATFRY
-	6ltr Ecodare F Foam Refill	REF-AB0106
-	Wall Bracket Normal	P506-BRACKET
-	Wall Over Bracket	P50 OVER-BRACKET

YEAR OF MANUFACTURE COLOUR CODES STUD CHART

GREY	2017
BROWN	2018
ORANGE	2019
PURPLE	2020
YELLOW	2021
GREEN	2022
RED	2023
BLUE	2024
WHITE	2025
BLACK	2026

The extinguisher maintenance programme is a simple process which staff members can easily carry out.

If an indicator is in the **RED** segment return to manufacturer or appointed distributor.

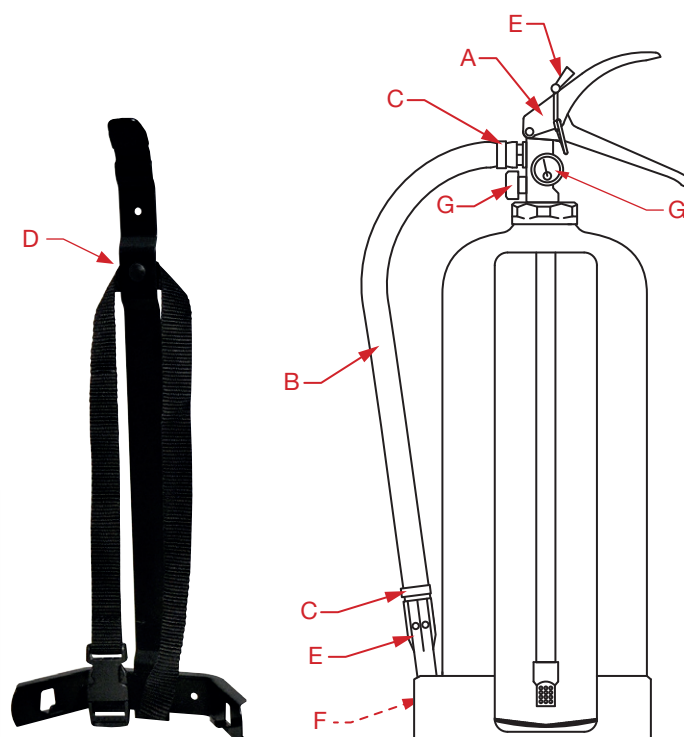
Remove any dust with a clean cloth. Turn upside down to inspect base and locate testing magnet.

Check date is within 10 year operational lifespan (colour coded stud in base gives year of manufacture (F). At 10 years return to manufacturer or distributor for manufacturers overhaul to extend the lifespan by a further 10 years.

Check the tamper seal is in place (E). If tamper seal is missing, contact manufacturer or distributor.

Check both indicators with a magnet to confirm operation (G). Moving magnet from side to side needle should move then return to **GREEN** segment. Return magnet to base.

Record yearly inspection date into logbook and mark extinguisher body with permanent marker pen.



INSTALLATION DATE

Year of Inspection	Examiners Signature

SAMPLE